

# SDG1000X Series Function/Arbitrary Waveform Generator



Data Sheet

EN01I



SIGLENT TECHNOLOGIES CO.,LTD


# SDG1062X SDG1032X

## Product Overview

SIGLENT's SDG1000X is a series of dual-channel function/arbitrary waveform generators with specifications that include up to 60 MHz maximum bandwidth, 150 MSa/s sampling rate and 14-bit vertical resolution. The proprietary EasyPulse & TrueArb technique helps to solve the weaknesses inherent in traditional DDS generators when generating pulse and arbitrary waveforms, and the special square generator is capable of generating square waveforms up to 60 MHz in frequency with low jitter. With these advantages, the SDG1000X can provide users with a variety of high fidelity / low jitter signals while meeting the growing requirements of a wide range of complex and varied applications.

## Key Features

- Dual-channel, with bandwidth up to 60 MHz, and amplitude up to 20 Vpp
- 150 MSa/s sampling rate, 14-bit vertical resolution, and 16 kpts waveform length
- Innovative EasyPulse technology, capable of generating lower-jitter Pulse waveforms, brings a wide range and extremely high precision in pulse width and rise/fall times adjustment
- Innovative TrueArb technology, based on a point-by-point architecture, supports any 2 pts ~ 16 kpts Arb waveform with a sampling rate in range of 1  $\mu$ Sa/s ~ 30 MSa/s
- Special circuit for Square wave function, can generate Square waves up to 60 MHz with jitter less than 300 ps+0.05 ppm of period
- Plenty of analog and digital modulation types: AM, DSB-AM, FM, PM, FSK, ASK, PSK and PWM
- Sweep and Burst functions Harmonics Generator function Waveform Combining function High precision Frequency Counter
- Standard interfaces: USB Host, USB Device (USBTMC), LAN (VXI-11)
- 4.3" TFT-LCD display



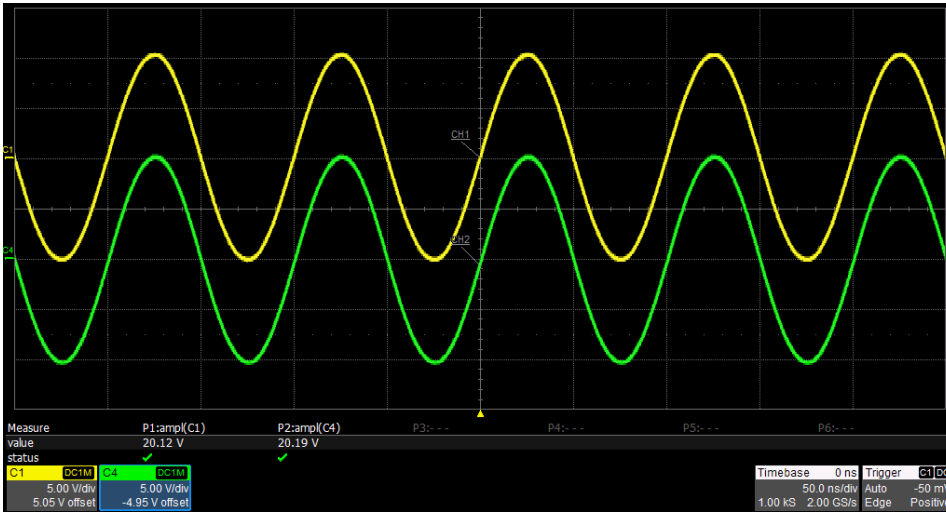
## Models and Key Specifications

Product Model	SDG1062X	SDG1032X
Bandwidth	60 MHz	30MHz
Sampling rate	150MSa/s	
Vertical resolution	14-bit	
Waveform Length	16 kpts	
Num. of channels	2	
Max.amplitude	±10 V	
Display	4.3" display, 480 x 272 x RGB	
Interface	Standard: USB Host, USB Device, LAN	

## Characteristics

### Identical dual output-channels with high performance

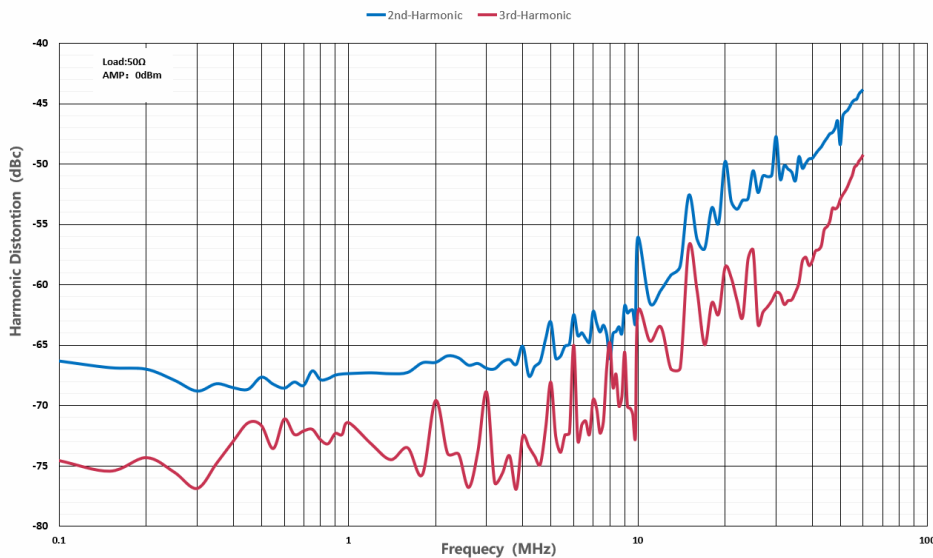
Capable of outputting large signals at high frequencies. dual-channels, 20 Vpp amplitude can be guaranteed at up to 10 MHz.



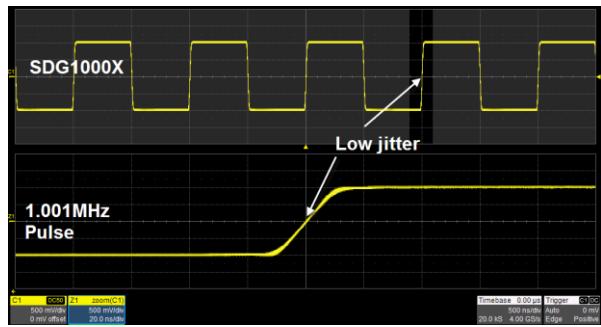
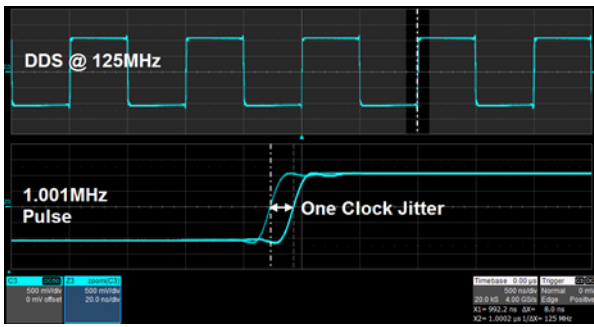
### Low Distortion Output

With 0 dBm output, the THD (Total Harmonic Distortion) is less than 0.15%. Harmonics and spurs are less than -40 dBc throughout the entire bandwidth.

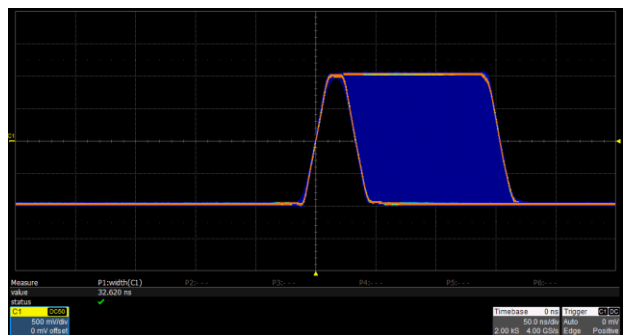
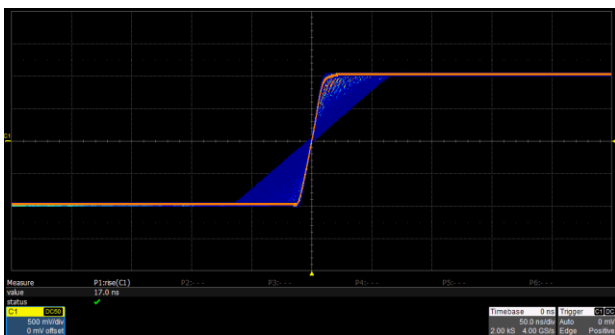
HARMONIC DISTORTION vs FREQUENCY



### Innovative EasyPulse Technology

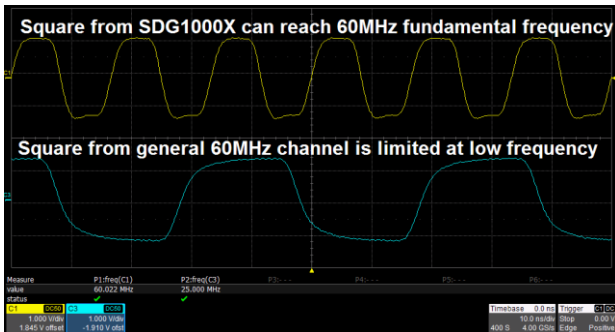
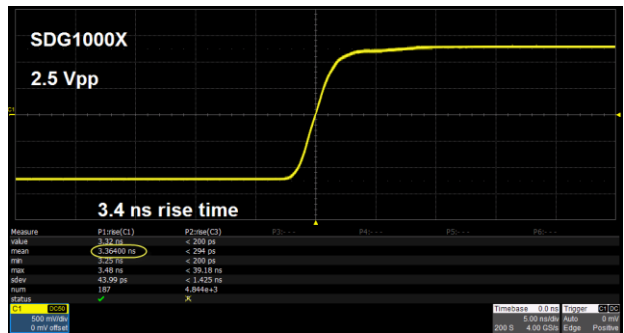
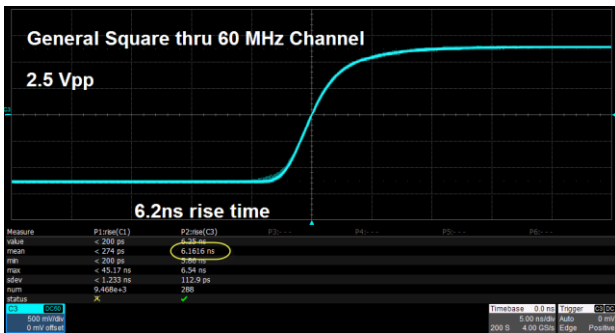


When a Pulse waveform is generated by a common DDS generator, there will be a one-clock-jitter if the sampling rate is not an integer-related multiple of the output frequency. SDG1000X EasyPulse technology successfully overcomes this weakness in DDS designs and helps to produce low jitter Pulse waveforms.



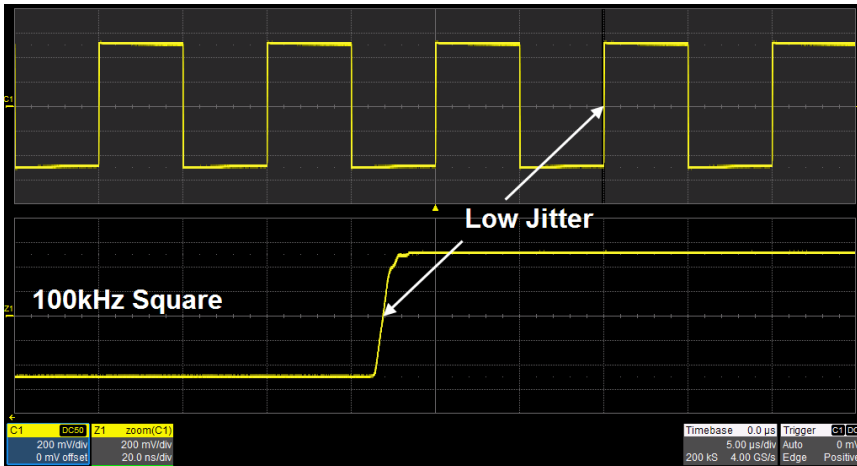
The rise/fall times can be set independently to the minimum of 16.8 ns at any frequency and to the maximum of 22.4 s. The adjustment step is as small as 100 ps. The Pulse width can be fine-tuned to the minimum of 32.6 ns with the adjustment step as small as 100ps.

### High performance Square Waves



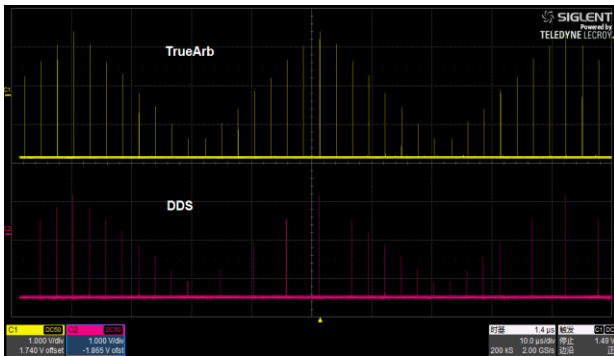
Benefitting from a special square-wave generating circuitry, the Square from the SDG1000X breaks the 60 MHz bandwidth barrier, reaching rise/fall times of less than 4.2 ns, and frequencies up to 60 MHz.

**The Square wave exhibits the same excellent jitter performance as the Pulse waveform.**

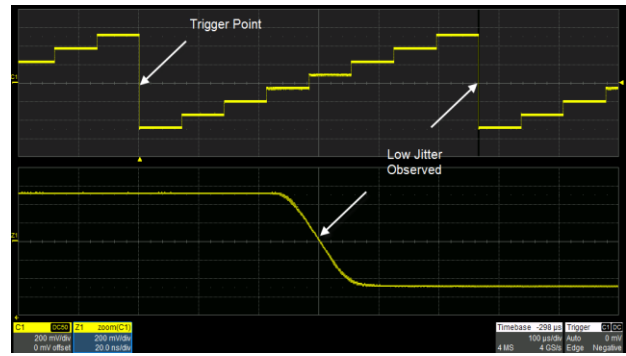


**Innovative TrueArb Technology**

For arbitrary waveforms, TrueArb not only has all the advantages of traditional DDS, but also eliminates the probability that DDS may cause serious jitter and distortion.

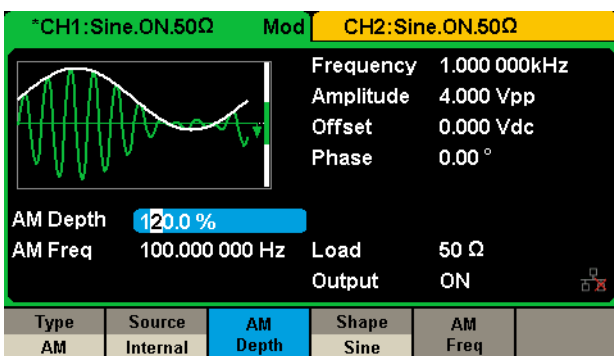


TrueArb generates arbitrary waveforms point by point, never skips any point so that it can reconstruct all the details of the waveform as defined.



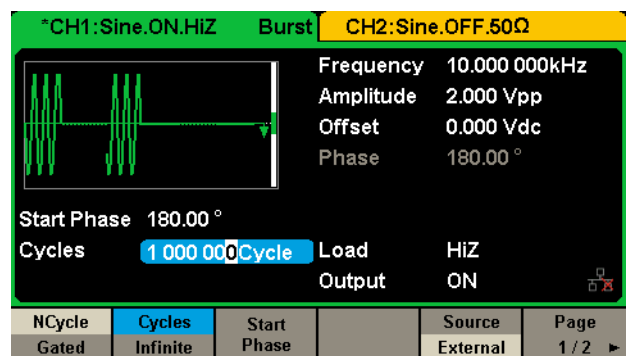
As with EasyPulse, TrueArb effectively overcomes the defect that DDS may cause the one-clock-jitter in arbitrary waveforms.

**Modulation**



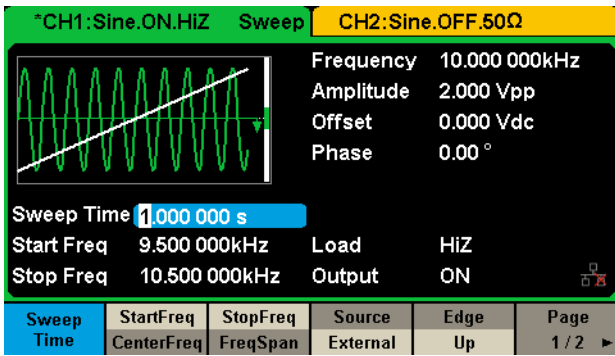
Multiple modulation types: AM, DSB-AM, FM, PM, FSK, ASK, PSK and PWM. The modulation source can be configured as “Internal” or “External”.

**Burst**



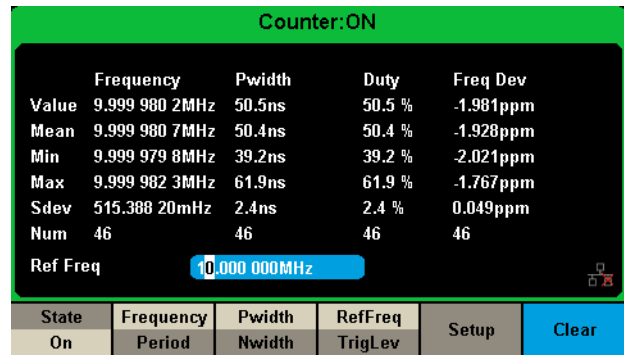
Two Burst modes, “N cycle” and “Gated”. The Burst source can be configured as “Internal”, “External” or “Manual”.

### Sweep



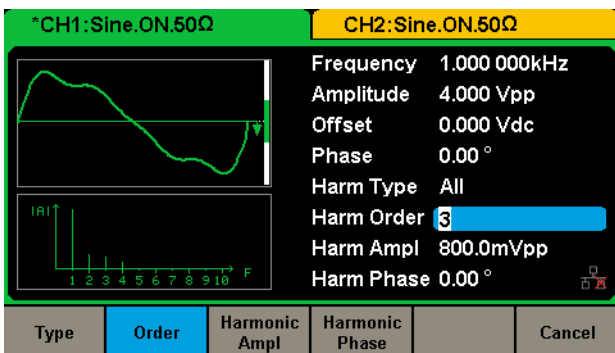
Two Sweep modes, "Linear" and "Log". Two Sweep directions, "Up" and "Down" and three Sweep sources, "Internal", "External" and "Manual"

### Frequency Counter



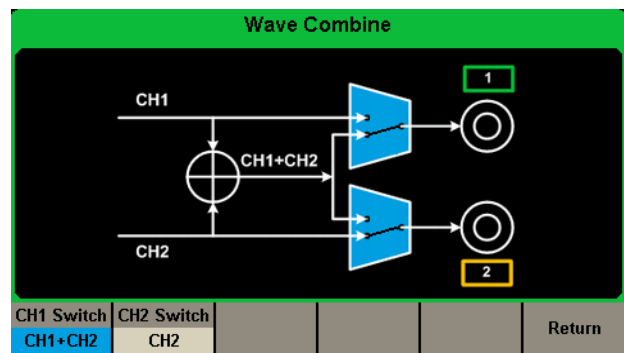
High precision Frequency Counter with an input frequency range of 0.1 Hz~200 MHz.

### Harmonics Function



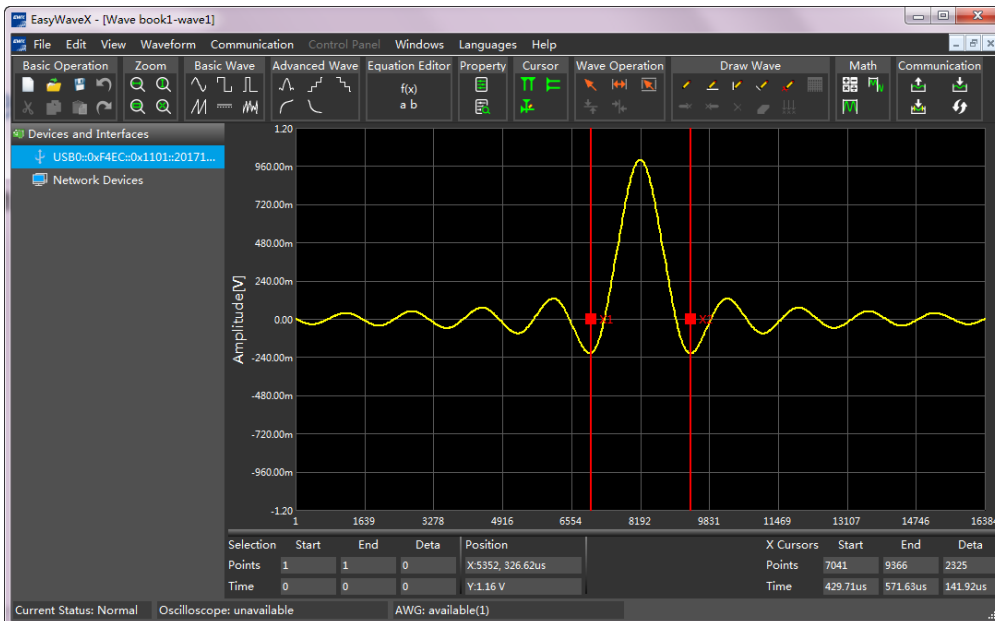
Up to 16 harmonics may be generated. Amplitude and phase of each harmonics can be set independently

### Waveform Combining



Capable of combining the waveforms of 2 channels from internal, providing more flexible tools to generate complex waveforms.

### Arbitrary Waveform Software EasyWaveX



EasyWaveX is an arbitrary waveform software platform that supports waveform creation and editing. It features manual drawing, as-well-as line, equation, and coordinate editing modes. It is also a convenient way for users to edit their own arbitrary waveforms.

## Specifications

All specifications apply to both channels. Unless otherwise stated, all specifications are not guaranteed unless the following conditions are met:

- The generator is within calibration period of validity
- The generator has been working continuously for at least 30 minutes at a specified temperature (18°C ~ 28°C ).

### Frequency Characteristics

Parameter	Min	Typ	Max	Unit	Condition
Resolution			1 $\mu$	Hz	
Initial accuracy	- 25		+ 25	ppm	1st year, 0~40°C

### Sine Characteristics

Parameter	Min	Typ	Max	Unit	Condition
Frequency	1 $\mu$		60 M	Hz	SDG1062X
			30 M		SDG1032X
Harmonic distortion			-60	dBc	0 dBm, 0~10 MHz ( included )
			-45	dBc	0 dBm, 10~30 MHz ( included )
			-40	dBc	0 dBm, 30~60 MHz
Total Harmonic Distortion			0.15	%	0 dBm, 10 Hz ~ 20 kHz
Non-harmonic spurious			-65	dBc	0 dBm, 0~10 MHz ( included )
			-55	dBc	0 dBm, 10~30 MHz ( included )
			-40	dBc	0 dBm, 30~60 MHz

### Square Characteristics

Parameter	Min	Typ	Max	Unit	Condition
Frequency	1 $\mu$		60 M	Hz	SDG1062X
			30 M		SDG1032X
Rise/fall times			4.2	ns	10% ~ 90%, 1 Vpp, 50 $\Omega$ load
			3.8	ns	10% ~ 90%, 2.5 Vpp, 50 $\Omega$ load
Overshoot			3	%	100 kHz, 1 Vpp, 50 $\Omega$ load
Duty cycle	0.001		99.999	%	Limited by frequency setting
Jitter (rms), Cycle to cycle			300 ps + 0.05 ppm of period		1 Vpp, 50 $\Omega$ load

### Pulse Characteristics

Parameter	Min	Typ	Max	Unit	Condition
Frequency	1 $\mu$		12.5 M	Hz	
Pulse width	32.6			ns	



Pulse width accuracy			$\pm(0.01\%+1\text{ns})$		
Rise/fall times	16.8 n		22.4	s	10% ~ 90%, 1 Vpp, 50 $\Omega$ load , Subject to pulse width limits
Overshoot			3	%	100 kHz, 1 Vpp
Duty cycle	0.001		99.999	%	Limited by frequency setting
Duty cycle resolution	0.001			%	
Jitter (rms) cycle to cycle			300 ps + 0.05 ppm of period	ps	1 Vpp, 50 $\Omega$ load

### Noise Characteristics

Parameter	Min	Typ	Max	Unit	Condition
-3 dB bandwidth	60			MHz	

### Ramp Characteristics

Parameter	Min	Typ	Max	Unit	Condition
Frequency	1 $\mu$		500 k	Hz	
Symmetry	0		100	%	
Linearity			1	%	Percentage of peak-peak output, 1 kHz, 1 Vpp, 50%

### Arbitrary Wave characteristics

Parameter	Min	Typ	Max	Unit	Condition
Frequency	1 $\mu$			Hz	DDS mode
Waveform length	16 k			pts	DDS mode
	2		16 k	pts	TrueArb mode
Sampling rate	150 M			Sa/s	DDS mode
	1 $\mu$			Sa/s	TrueArb mode
Vertical resolution	14			bit	
Jitter		6.7		ns	DDS mode, pk-pk
			300	ps	TrueArb mode, cycle-cycle rms, 2 pts, 20.1 MSa/s
Types of built-in Arb	196				

**DC Characteristics**

Parameter	Min	Typ	Max	Unit	Condition
Range	- 10		10	V	HiZ load
	- 5		5	V	50 Ω load
Accuracy	±(1%+3 mV)				HiZ load

**Harmonic Output Characteristics**

Parameter	Min	Typ	Max	Unit	Condition
Order			16		
Type	Even, Odd, All				

**Output Characteristics**

Parameter	Min	Typ	Max	Unit	Condition
Range (Specified) (Note 1)	4m		20	Vpp	≤ 10 MHz, HiZ load
	4m		10	Vpp	>10 MHz, HiZ load
Range (Setting) (Note 1)	2m		20	Vpp	≤ 10 MHz, HiZ load
	2m		10	Vpp	>10 MHz, HiZ load
Accuracy	±(1%+1 mVpp)				10 kHz sine, 0 V offset
Amplitude flatness	- 0.3		+ 0.3	dB	50 Ω load , 2.5 Vpp, compare to 10 kHz sine
Output impedance	49.5	50	50.5	Ω	10 kHz sine
Output current	- 200		200	mA	
Crosstalk (CH1 - CH2 / CH2 - CH1)			- 60	dBc	CH1= CH2= 0 dBm, Sine, 50 Ω load

Note 1: The specification will be divided by 2 when applied to a 50 Ω load.

**Modulation Characteristics****AM**

Parameter	Min	Typ	Max	Unit	Condition
Carrier	Sine, Square, Ramp, Arb				
Modulation Source	Internal/External				
Modulating wave	Sine, Square, Ramp, Noise, Arb				
Modulation depth	0		120	%	
Modulation frequency	1m		20 k	Hz	While modulation source is "Internal"

**FM**

Parameter	Min	Typ	Max	Unit	Condition
Carrier	Sine, Square, Ramp, Arb				

Modulation Source	Internal/External				
Modulating wave	Sine, Square, Ramp, Noise, Arb				
Modulation depth	0		0.5*BW		BW is the max. output frequency limited by frequency setting
Modulation frequency	1m		20 k	Hz	While modulation source is "Internal"

### Modulation Characteristics

#### PM

Parameter	Min	Typ	Max	Unit	Condition
Carrier	Sine, Square, Ramp, Arb				
Modulation Source	Internal/External				
Modulating wave	Sine, Square, Ramp, Noise, Arb				
Modulation depth	0		360	°	
Modulation frequency	1 m		20 k	Hz	While modulation source is "Internal"

#### ASK

Parameter	Min	Typ	Max	Unit	Condition
Carrier	Sine, Square, Ramp, Arb				
Modulation Source	Internal/External				
Modulating wave	Square with 50% duty cycle				
Keying frequency	1 m		50 k	Hz	Limited by frequency setting while modulation source is "Internal"

#### FSK

Parameter	Min	Typ	Max	Unit	Condition
Carrier	Sine, Square, Ramp, Arb				
Modulation Source	Internal/External				
Modulating wave	Square with 50% duty cycle				
Keying frequency	1 m		50 k	Hz	While modulation source is "Internal"

#### PWM

Parameter	Min	Typ	Max	Unit	Condition
Carrier	Pulse				
Modulation Source	Internal/External				
Modulating wave	1 m		1 M	Hz	While modulation source is "Internal"
Keying frequency	6.67			ns	

**Burst Characteristics**

Parameter	Min	Typ	Max	Unit	Condition
Carrier	Sine, Square, Ramp, Pulse, Noise, Arb				
Type	Count (1-1000000cycles), Infinite, Gated				
Carrier frequency	2 m		BW	Hz	BW is the max. output frequency
Start/Stop phase	0		360	°	
Internal period	1 μ		1000	s	
Trigger source	Internal, External, Manual				
Gated source	Internal/External				
Trigger delay			100	s	

**Sweep Characteristics**

Parameter	Min	Typ	Max	Unit	Condition
Carrier	Sine, Square, Ramp, Arb				
Type	Linear, Log				
Direction	Up, Down				
Carrier frequency	1 μ		BW	Hz	BW is the max. output frequency
Sweep time	1 m		500	s	
Sweep time	Internal, External, Manual				

**Frequency Counter Characteristics**

Parameter	Min	Typ	Max	Unit	Condition
Function	Frequency, Period, Positive/Negative pulse width, Duty cycle				
Coupling mode	AC, DC, HF REJ				
Frequency range	100m		200 M	Hz	DC coupling
	10		200 M	Hz	AC coupling
Input amplitude	100 mVrms		±2.5 V		DC coupling, < 100 MHz
	200 mVrms		±2.5 V		DC coupling, 100 MHz ~ 200 MHz
	100 mVrms		5 Vpp		AC coupling, < 100 MHz
	200 mVrms		5 Vpp		AC coupling, 100 MHz ~ 200 MHz
Input impedance		1 M		Ω	

**Reference Clock Input/Output****Reference Clock Input**

Parameter	Min	Typ	Max	Unit	Condition
Frequency		10 M		Hz	
Amplitude	1.4			Vpp	
Input impedance	5			kΩ	AC coupling

Reference Clock Output					
Parameter	Min	Typ	Max	Unit	Condition
Frequency		10 M		Hz	
Amplitude	2	3.3		V <sub>pp</sub>	Synchronized to internal reference clock
Output impedance		50		Ω	HiZ load

### Auxiliary In/Out Characteristics

#### Trigger Input

Parameter	Min	Typ	Max	Unit	Condition
V <sub>IH</sub>	2		5.5	V	
V <sub>IL</sub>	- 0.5		0.8	V	
Input impedance	100			kΩ	
Pulse width	100			ns	
Response time			100	ns	Sweep
			600	ns	Burst

#### Trigger Output

Parameter	Min	Typ	Max	Unit	Condition
V <sub>OH</sub>	3.8			V	I <sub>OH</sub> = -8 mA
V <sub>OL</sub>			0.44	V	I <sub>OL</sub> = 8 mA
Output impedance		100		Ω	
Frequency			1	MHz	

#### Sync Output

Parameter	Min	Typ	Max	Unit	Condition
V <sub>OH</sub>	3.8			V	I <sub>OH</sub> = -8 mA
V <sub>OL</sub>			0.44	V	I <sub>OL</sub> = 8 mA
Output impedance		100		Ω	
Pulse width		500		ns	
Frequency			10	MHz	
Jitter (pk-pk)		6.7		ns	

### Auxiliary In/Out Characteristics

#### Modulation Input

Parameter	Min	Typ	Max	Unit	Condition
Frequency	0		50	kHz	
Input impedance	10			kΩ	
Amplitude@ 100% Modulation depth	11	12	13	V <sub>pp</sub>	

General Characteristics					
<b>Power</b>					
Parameter	Min	Typ	Max	Unit	Condition
Voltage	100 - 240 Vrms ( $\pm 10\%$ ), 50 / 60 Hz 100 - 120 Vrms ( $\pm 10\%$ ), 400 Hz				
Power consumption		21	50	W	Dual channels, Sine, 1kHz, 10Vpp, 50 $\Omega$ load
<b>Display</b>					
Parameter	Min	Typ	Max	Unit	Condition
Color depth		24		bit	
Contrast ratio		350:1			
Luminance		300		cd/m <sup>2</sup>	
<b>Environment</b>					
Parameter	Min	Typ	Max	Unit	Condition
Operating temperature	0		40	°C	
Storage temperature	- 20		60	°C	
Operating humidity	5		90	%	$\leq 30$ °C
	5		50	%	40 °C
Non-operating humidity	5		95	%	
Operating altitude			3048	m	$\leq 30$ °C
Non-operating altitude			15000	m	
<b>Calibration</b>					
Parameter	Min	Typ	Max	Unit	Condition
Calibration interval		1			
<b>Mechanical</b>					
Parameter	Min	Typ	Max	Unit	Condition
Dimensions	W×H×D = 260.3 mm×107.2 mm×295.7 mm				
Net weight		3.43		Kg	
Gross weight		4.35		kg	
<b>Compliance</b>					
LVD	IEC 61010-1:2010				
EMC	EN61326-1:2013				

## Ordering Information

Product Model	Description
60 MHz, 2 CH, 150 MSa/s, 14 bit	SDG1062X
30 MHz, 2 CH, 150 MSa/s, 14 bit	SDG1032X

Standard Configurations	Quantity
Quick Start	1
Power Cord	1
Calibration Certificate	1
USB Cable	1

Optional Configurations	Model
BNC Coaxial Cable	SDG-BNC
20 dB Attenuator	ATT-20dB
10W Power Amplifier	SPA1010



## About SIGLENT

SIGLENT is an international high-tech company, concentrating on R&D, sales, production and services of electronic test & measurement instruments.

SIGLENT first began developing digital oscilloscopes independently in 2002. After more than a decade of continuous development, SIGLENT has extended its product line to include digital oscilloscopes, isolated handheld oscilloscopes, function/arbitrary waveform generators, RF/MW signal generators, spectrum analyzers, vector network analyzers, digital multimeters, DC power supplies, electronic loads and other general purpose test instrumentation. Since its first oscilloscope was launched in 2005, SIGLENT has become the fastest growing manufacturer of digital oscilloscopes. We firmly believe that today SIGLENT is the best value in electronic test & measurement.

### Headquarters:

SIGLENT Technologies Co., Ltd  
Add: Bldg No.4 & No.5, Antongda Industrial  
Zone, 3rd Liuxian Road, Bao'an District,  
Shenzhen, 518101, China  
Tel: + 86 755 3688 7876  
Fax: + 86 755 3359 1582  
Email: [sales@siglent.com](mailto:sales@siglent.com)  
Website: [int.siglent.com](http://int.siglent.com)

### North America:

SIGLENT Technologies America, Inc  
6557 Cochran Rd Solon, Ohio 44139  
Tel: 440-398-5800  
Toll Free: 877-515-5551  
Fax: 440-399-1211  
Email: [info@siglentna.com](mailto:info@siglentna.com)  
Website: [www.siglentna.com](http://www.siglentna.com)

### Europe:

SIGLENT Technologies Germany GmbH  
Add: Staetzlinger Str. 70  
86165 Augsburg, Germany  
Tel: +49(0)-821-666 0 111 0  
Fax: +49(0)-821-666 0 111 22  
Email: [info-eu@siglent.com](mailto:info-eu@siglent.com)  
Website: [www.siglenteu.com](http://www.siglenteu.com)

Follow us on  
Facebook: [SiglentTech](https://www.facebook.com/SiglentTech)

